

## Emergency Exit Plans *Designed for Room & Corridors application*

ALUMINUM FRAMED MODELS - *Decorative & Reusable.*



**E01AB2128L**


EVACUATION FLOOR MAP  
(BRUSHED BRASS - LARGE)



**E01AS2128L**

EVACUATION FLOOR MAP  
(BRUSHED SILVER - LARGE)

*Provide Egress Instructions during Blackouts!*



**PLASTIC FRAME MODELS**  
*Economical & Effective !*

- E06PBL** (BRASS - LARGE) 8.5" x 11"
- E07PBS** (BRASS - SMALL) 8.5" x 5.5"
- E08PBL** (SILVER - LARGE) 8.5" x 11"
- E09PBS** (SILVER - SMALL) 8.5" x 5.5"

## Elevator Signs



**R10A1520**  
IN CASE OF FIRE,  
DO NOT USE ELEVATOR,  
USE STAIRS.

*Ideal for installation at  
elevator banks*

## Wayfinding Directional Markers

*Thin-profile aluminum design  
Can be wall or floor mounted.*



**G30A100C**  
3-1/8" Dia  
DIRECTIONAL  
ARROW DISC  
(GREEN)

## Minimize Confusion During Evacuation

To be installed at non-exit door ways that may be confused as an exit

**NOT AN EXIT**

**R11A3010**  
4" x 12"  
NOT AN EXIT

## Evacuation Strategies for the Handicapped



**B05A1520**  
6" x 8"  
WHEELCHAIR  
EXIT



**B04A1520**  
6" x 8"  
WHEELCHAIR  
RAMP



**BL01A2020**  
8" x 8"  
AREA OF REFUGE

## STAIRWAY SOLUTIONS

### Stair Tread / Riser Markers

**Stair Tread Marker** - Install two per stair tread (on horizontal surface)




**S03A0518**  
1-1/2" x 7"  
Stair Tread Marker  
(with black chevrons)



**STM-1** 2" x 6-1/2"  
**STM-2** 1" x 6-1/2"  
Stair Tread Marker  
(without directional chevrons)

**Stair Riser Marker** - Install two per stair tread (on vertical surface)



**STRM-01**  
2" x 2"  
Stair Riser  
marker



S03A0518 with STRM-01



STM-1 with STRM-01

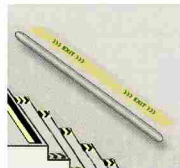
### Handrail Markers (Wall Side) SAMPLE SETUP

*Illuminates the entire handrail on wall side.*

**ASE50**  
2" x 39"  
Hand rail  
Illuminator  
(w/ EXIT Direction)



**NIGHT VIEW**



Install 1-3 onto wall surface adjacent to wallside handrail ( Pending on length of handrail)

### OBSTRUCTION MARKINGS

Can be used to mark low-clearance ceiling edges and obstacles on egress path, Ideal for warehouse, factory floors, underground garage.



**S01A0510**  
2" x 39"  
CAUTION STRIP  
(RED/LUMINOUS)

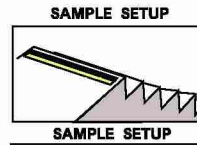


**S02A0510**  
2" x 39"  
CAUTION STRIP  
(BLACK/LUMINOUS)

### Stair Landing Markers

*Identifies the limits of a stair landing*

**AS50**  
2" WIDE x 39" LONG  
LANDING LINE MARKER



**SR01**  
1" WIDE Roll  
SLIP-RESISTANCE TAPE  
FOR STAIR TREAD  
APPLICATIONS



### Stairway ID

*Custom designed w/ Raised Tactile Lettering & Braille!*



**ST01P2225**  
9" x 10"  
ADA Compliant  
Stair ID



**ST02P2225**  
9" x 10"  
NFPA Stairway ID  
Meets NFPA 101  
Code Requirements

### Exit Doorway Markers

#### Door Handle Markers



**N01A2015**  
7-4/5" x 10"  
DOOR HANDLE  
MARKER

*Illuminates door opening mechanisms*

**PUSH TO OPEN**

**AS25-PUSH**  
1" WIDE x 39" LONG  
DOOR BAR  
MARKER  
" PUSH TO OPEN "



Complete Setup

#### Low-Location Supplementary Exit Signs



**R01A3120**  
12" X 9"  
EXIT-Lit



**R01A3120B**  
12" X 9"  
FACE-Lit

*Hi-Brightness & Fire Retardant!*  
NEW YORK CITY MEA No :MEA-391-00-E

### Stairway Signs

*Critical Information for the evacuees in the stairway.*



**G12A1919E**  
7.5" x 7.5"  
EXIT DOWNSTAIRS



**G14A1919E**  
7.5" x 7.5"  
EXIT UPSTAIRS




**R32A1926**  
7.5" x 10"  
NO EXIT TO ROOF

### Raised Floor Numbers

*Enables evacuees to know which floor they are on during evacuation*



**FN09**  
RAISED TACTILE  
FLOOR NUMBER



**NIGHT VIEW**  
4.75" x 6"

## Emergency Equipment Identification



**R02A1515**  
6" x 6"  
FIRE HOSE



**R03A1515**  
6" x 6"  
FIRE EXTINGUISHER



**R28A2020**  
7.8" X 7.8"  
FIRE TELEPHONE



**R14A1515**  
FIRE ALARM  
BELOW



**R15A1515**  
FIRE HOSE  
BELOW



**R16A1515**  
FIRE  
EXTINGUISHER  
BELOW



**R27A2020**  
6" x 6"  
FIRST AID STATION



**B07A2025**  
ELECTRIC PANEL /  
ELECTRIC SHUTOFF



**R36A3020**  
8" x 12"  
AED Sign

### Fire Extinguisher Wrap Marker

Allows fire extinguisher to be more visible during an emergency.



**R35A1804**  
7" x 1.5"

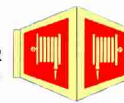
Pre-contoured aluminum sign with includ. adhesive backing makes installation a breeze!



### HIGH VISIBILITY 3-DIMENSIONAL SIGNS <sup>180°</sup> WIDE-ANGLE VISIBILITY



**R23A1515**  
FIRE EXTINGUISHER  
(3-DIMENSIONAL)



**R24A1515**  
FIRE HOSE  
(3-DIMENSIONAL)